

## On Controls RS232 Driver Supplemental Information

The ON Controls driver documentation is available from the ON Controls website. This document offers supplemental information specific to the On Controls RS232 driver for the MuxLab matrix switch family.

The On Controls RS232 driver supports the MuxLab matrix switch family and is called: “MuxLab Multimedia 16x16 Matrix Switch Full Device”

This driver supports MuxLab matrix switches from 4x4, 4x8, 8x8 and 16x16 in size.

The driver is intended by default to be used with the On Controls ONLink OLP-101 or OLP-201 devices, which take IP based RS232 commands from the IP network (originating from a smartphone or tablet running the ON Controls control application) and converts them to traditional RS232 commands to be sent to the RS232 port of the MuxLab matrix switches. Alternatively the Global Cache product can be used in place of the ON Controls ONLink OLP-101 or OLP-201 devices, and is further explained below.

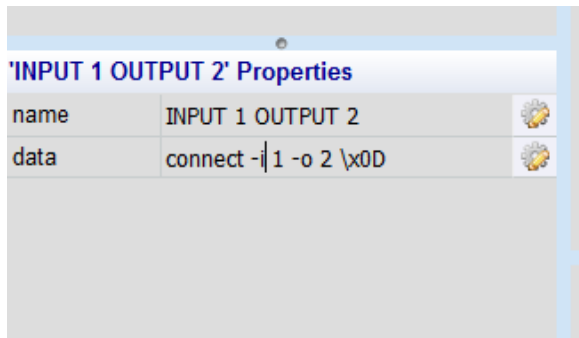
### *Usage of Global Cache*

This device accepts IP commands with embedded RS232 and outputs RS232 to the MuxLab matrix switches. It is possible to use a global cache with the MuxLab matrix switches and the ON Controls control application, but in order to do so some setup/pre-configuration is required as described below.

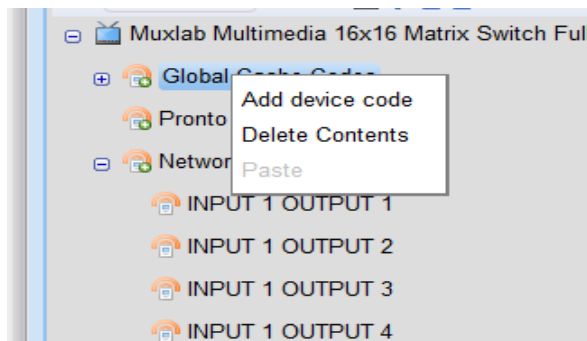
### Screen View



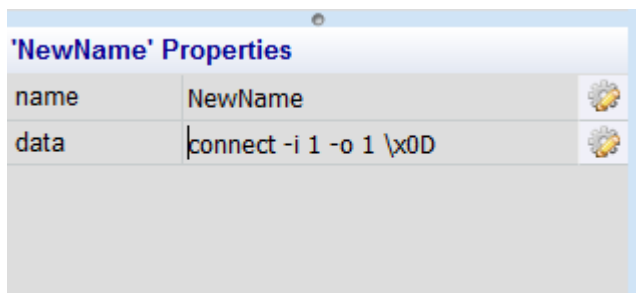
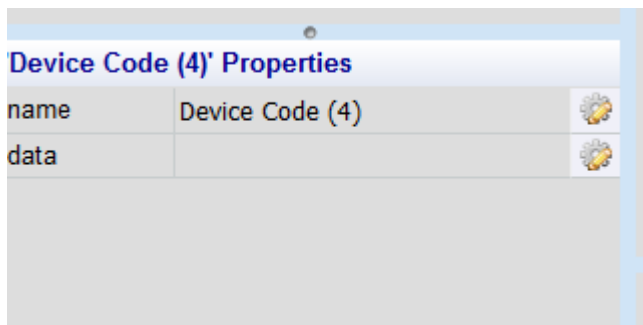
- 1) From the “Network code” section, select the RS232 command (action) that you wish to be able to use with Global Cache and copy the RS-232 code (to be pasted later) from the bottom-left of the screen.



2) Right-Click the Global Cache code in the upper-right of the screen and select “Add device code”.



3) A new device code will appear at both the bottom-left and upper-right corners of the screen. Update the name field as desired and paste the RS-232 data taken from the “Network codes” section.



4) To make use of this new command on your project interface, drag and drop the new RS232 command (action) on top of a newly created button within your project interface. Once done

pressing this button under normal use will send the above RS232 command over the IP network to the Global Cashe unit and on to the MuxLab matrix switch via standard RS232.